

SPCA® Kids

Kind Matters

News

Issue 30 / Feb 2024

Welcome to 2024's first issue of Kind Matters!


We're so excited to bring you this new edition of Kind Matters, full of heaps of interesting animal facts, lots of fun activities, and our super cool new competition. You do not want to miss this!

Read on to learn all about the Bird of the Century, the Five Domains, how to make this issue's fun craft, and how you can participate in the very first Kind Matters competition of the year!



Do you love and care about animals? Think you know everything it takes to make sure your companion animal is happy, healthy and is living a good life?

Don't miss out on this fantastic opportunity to win some truly pawesome prizes and to show us you know how you can be the very best responsible animal guardian! You will love the amazing grand prize - your very own personalised mini pet portrait valued at \$200!



It's time to start thinking about the welfare needs of animals and to get ready to show off your amazing artistic skills.

- First, you will need to choose an animal and fill out their profile based on their welfare needs - remember to use the [Five Domains!](#)
- Then, draw a picture of your animal with some of the things they need to be happy and healthy.

The Animal Profile Competition closes on Sunday 28th April 2024. To download the competition sheet, for Terms and Conditions and to enter, click [here](#) or visit the Kids' Portal at www.sPCA.nz/kindmatters

Thank you to our sponsors: Bernadette Ballantyne Art, OfficeMax, Scholastic, and EUGY!



What's Inside




A Closer Look at: Alpaca - Āpaka

Learn all about these beautiful creatures.



Meet a Pawesome Supporter:

Jorja hasn't always had short hair! Find out about her amazing fundraising efforts.



Craft: Enrichment Clothesline
Make a fun enrichment activity for your companion!

and much more...



Visit www.sPCA.nz/kids for more animal information.

The Five Domains



Wondering what the *Five Domains* are? Read on to find out!

- The Five Domains are five groups of things animal **guardians*** need to consider when thinking about good **animal welfare***.
- The Five Domains encourage positive experiences and recognise an animals' **feelings** (mental wellbeing) are equally as important as their physical needs.

The four domains of **health**, **behaviour**, **nutrition** and **environment** are the areas in which we, as animal guardians, can take positive action to make sure they are of a **high standard*** - e.g. a healthy, balanced diet, comfortable shelter and bedding. These four domains all impact on an animals' overall **mental wellbeing** (how an animal is feeling) which is the fifth domain of an animal's welfare.

As responsible animal guardians, the goal is to ensure animals have more positive experiences, helping them to have positive feelings, experiences, physical health, and a life worth living.



Behaviour

Animals need to be able to express their natural behaviours in a suitable and enriched environment and live with the right sort of company.



Nutrition

Animals need a nutritious and balanced diet that is suitable for their species, access to fresh, clean water and opportunities to enjoy different tastes, textures and smells.




Environment

Animals need to live in an environment that is safe and that has shelter, comfortable resting areas and enough space for exercise and expression of natural behaviours.



Health

Animals need medical care to prevent or diagnose and treat illness and injuries, gentle handling and care that allows their body to be fit and healthy.



Mental Wellbeing

Animals need opportunities and experiences that allow them to feel comfort, pleasure, interest, confidence and a sense of control. An animal's nutrition, environment, health and opportunity to express natural behaviours all impact their mental wellbeing - how they feel.



Glossary:

guardian = owner

animal welfare = the feelings and physical wellbeing of an animal

high standard = very good, high quality

Visit the
Five Domains
section of SPCA's
Kids' Portal to
learn more

A Closer Look at: Alpaca/Āpaka



Alpacas are living beings with needs, wants and feelings, just like you! The alpaca is a member of the camel family (although it doesn't have a hump) and it looks a lot like a llama. Read on to find out more about these fascinating animals.



Alpacas are native to Peru and typically found in the mountains with high altitudes in South America. They were introduced to New Zealand during the 19th century but it wasn't until the 1980s that alpaca were successfully farmed here. Today, there

are approximately 20,000 registered alpacas in New Zealand.

Like the llama, the alpaca is a slender-bodied mammal with a long neck and legs, a short tail, a small head and large pointy ears. They are approximately 90cm high at the shoulder and can weigh between 50-90kg. It's coat of lightweight wool can be black, brown, gray, tan, yellow or white. Amazingly, its fleece is water proof and more flame resistant than many other types of fibres!

Alpacas are social herd animals that live in family groups. They warn the herd about danger by making sharp noises that sound like a high-pitched bray.

Alpacas can attack smaller predators with their front feet and can spit and kick. However, they can also be very gentle, intelligent and extremely observant.

Fun Facts:

Take a look at the awesome alpaca facts below!

1. There are two breeds of alpaca, the huacaya (pronounced *wuh-kai-ya*) and the suri.
2. Alpacas use a communal dung pile (go to the toilet) away from where they graze.
3. Alpacas don't have hooves - they have nails like us!
4. An alpaca's stomach has three chambers.
5. Baby alpacas are called cria.
6. Alpacas can live up to 20 years.
7. Alpacas are camelids, which means they're in the same family as camels. They are also lamoids which are members of the South American camelid family - this includes alpacas, llamas, vicunas, and guanacos.
8. Alpacas are generally very trainable and usually respond to a reward, such as food!



What do alpacas need?

Just like all other animals, alpacas need to be provided with the Five Domains. You can learn more about the Five Domains for alpacas by clicking on the icons below:



Nutrition



Environment



Health



Behaviour



Mental Wellbeing



Bird of the Century: Australasian crested grebe - kamana/pūteketeke



Each year, Forest and Bird runs the Bird of the Year competition which highlights the importance of New Zealand's wildlife and how we need to help protect both them and their habitats.



Photo from Peter Foulds/AP®

In 2023, to celebrate Forest and Bird's 100th birthday, voters were asked to elect the Bird of the Century - Te Manu Rongonui o Te Rautau. Seventy-five brilliant birds were candidates and passionate bird lovers from all around the world voted to see who would win top bird!

The winner of the Bird of the Century was the Australian crested grebe, or pūteketeke!

Pūteketeke are diving birds that are usually seen on the southern lakes of Aotearoa. They are quite easy to identify as, although quite small (approximately 45-60cm tall), they have a slender neck, sharp black bill and head with a black double crest and bright chestnut and black cheek frills.



Photo from
Leanne Buchan ©

Their impressive appearance isn't the only thing that makes pūteketeke so interesting. Check out some of the incredible facts below:

- > Pūteketeke are rarely seen on land except for when they are in their nests on the lake shore.
- > They are found in New Zealand and Australia but are threatened in both countries.

> In New Zealand, the population is only around 1000.

> They make a range of loud growling, grunting and barking calls that travels far across the water. Listen to their calls [here](#) on the Department of Conservation website.

> Pūteketeke can be found on up to 100 lakes, particularly around Canterbury and Otago high country.

> The female lays up to 5-7 eggs and both males and females care for the young.

> Unusually, pūteketeke carry their young on their backs when swimming.

> They attach their floating nests to underwater vegetation.

> The main diet of pūteketeke is fish.

Unfortunately, the numbers of pūteketeke are threatened because of predators, such as introduced mammals like stoats, ferrets and cats. Humans have also negatively impacted their habitats where pūteketeke build their nests, through drainage of wetlands, hydro power, power boating and other recreational activities.

How can you help? When visiting pūteketeke habitat, move quietly and carefully around lake edges.



Photo from
Oscar Thomas

Freshwater and Wetlands Habitats

Pūteketeke are found on every continent in the world. In New Zealand, they can be found in lakes, from small tarns to large glacial lakes in the South Island.



New Zealand's freshwater and wetland habitats are incredible places that support the greatest concentrations of wildlife - more than any other habitat in the country! There are lots of different types of these habitats in NZ. These include lakes, rivers, streams, swamps and bogs, estuaries and geothermal pools.

Many species of birds and fish rely on the water and plants that freshwater and wetland habitats provide. These amazing animals (and plants) have adapted to thrive in these environments. When these environments are healthy and thriving, they offer animals food, shelter, a place to raise their young, and everything else they need to lead happy, healthy lives.

Click [here](#) to learn more about freshwater and wetland habitats and how you can help protect them and the animals that live there.



Meet a Pawesome Supporter!

SPCA is extremely thankful for the pawesome support we receive during the year from tamariki across Aotearoa. This month we're shining the spotlight on Jorja and the amazing fundraising she has done to support the animals in need at SPCA. From everyone at SPCA, thank you Jorja!

Jorja is a 13 year old student from Dunedin who inspired many with her selfless acts of giving. Not only has she raised money in a variety of different ways, she also spent four years growing her hair long enough to be cut off so it could be used for wigs! Curious to find out about Jorja's fantastic story? Check it out below!

What type of fundraising did you do?

I have donated my hair twice, held bake and blanket sales at school with my friends, did busking outside my Nana's house and I also had a jar at home where I put my spare change.

Why did you choose to donate to SPCA?

After a visit to SPCA I saw how many animals didn't have homes and the hardwork it took to care for them all.

What inspired you to cut and donate your hair?

After someone commented on my hair colour and said it would make a great wig for people who don't have any. I found out I would get money for my hair so decided to grow it and use the money to help SPCA.

How did you feel getting your hair cut?

It didn't bother me as I knew it was for a good cause and my hair would

grow back. I have now started to grow it again to donate.

Do you have any companion animals?

Over the years we have fostered 10 kittens and have adopted four of them. I would really love a dog!

What advice do you have for other tamariki who are thinking of fundraising and donating to SPCA?

If you are thinking of fundraising, I would highly encourage it as it's a pawesome thing to do for the animals.



Click [here](#) for information about how you can get involved with SPCA!



If you have done something to help animals in need, we'd love to hear about it! Send us a photo of your amazing efforts to education@spca.nz

True or False?



1. The Five Domains are: nutrition, health, environment, behaviour and exercise.

☐ T ☐ F

2. Many animals like to live in groups as it makes them feel safe and secure.

☐ T ☐ F

3. Animals need medical care to help prevent and treat illness and disease.

☐ T ☐ F

Are you an expert on the Five Domains and what good animal welfare looks like? Find out by taking the quiz! Colour or circle the correct answer.

4. Animals need experiences that make them feel comfort, pleasure, interest and control.

☐ T ☐ F

5. You shouldn't give your animals the opportunity to try different tastes, textures or smells.

☐ T ☐ F

Answers on page 11



How to Draw an Alpaca



Follow these simple steps to draw your very own alpaca! You can add your own personal details as you go and include a background if you like. You may like to draw the things your alpaca needs to live a happy and healthy life.

Materials needed:

- > Pencil
- > Crayons or coloured pencils
- > Drawing paper
- > Black marker (optional)

Note: The blue outlines are used to show the new lines being drawn in each shape.

Draw the Face



Draw two shaded ovals for the eyes. Next, create a small triangle nose and the snout. Draw a curved line to create a mouth.

Draw the Head




Draw two bumpy curved lines to form the alpaca's head.

Add the Ears




Form the pointed shape of the alpaca's ear attached on top of its head.

Outline the Body and Tail



Outline the bumpy elongated shape of the alpaca's body. Next, add the fluffy tail connected to the body.

Attach the Legs



Draw the fluffy long legs of the alpaca connected to the bottom of its body. Next, form the bottom part of its legs and add hooves.

Complete the Alpaca



You can add some colour to the alpaca drawing!

Which Domain?

Which of the Five Domains does each photo represent? Draw a line to the correct domain.



Answers on page 11



Environment



Behaviour



Health



Nutrition




Mental Wellbeing

Book Nook:

Title: Bambi the Blind Alpaca

Author: Jan Lummis

Illustrator: Jenny Cooper



Bambi the Blind Alpaca is inspired by the true story of Bambi, a blind alpaca, whose paddock-mate Charisma went missing in mid-2018 from their north Auckland, New Zealand, farm.

Suddenly left to fend for himself without his lifelong companion there to help lead him around, Bambi is anxious and distressed with only sheep for company and refuses to eat. Can a new alpaca best friend be found?

Visit your local library and ask if they have a copy!

Check out the news article about Bambi here on stuff.co.nz


Alpaca Jokes

Tell your friend, teacher or family your favourite joke!

1. Why don't alpacas like singing with backing music? *They prefer to sing alpacapella.*
2. What do alpacas say when they meet someone new? *"Fleeced to meet you!"*
3. What did the alpacas go as for their group costume? *The zombie alpacalypse.*
4. What did the alpaca say when it was going on holiday? *Alpaca bag.*



5. What did Mario say when he saw the alpaca? *Don't-a worry, it's a false-a llama!*
6. Why didn't the alpaca want coffee? *He only drinks llamanade.*
7. I got really hungry when we visited the Alpaca Farm, next time Alpaca lunch.
8. What do you call an alpaca with a carrot in each ear? *Anything you want. It can't hear you!*



PhotoFind



Find the names of the pictured animals in the box of letters. When you have crossed them all off, the letters left over will spell out what all animals need for good welfare.

g	d	t	a	h	e	c	i	m
g	i	u	u	l	o	f	i	v
e	o	p	c	r	p	r	a	t
d	d	d	a	k	t	a	s	o
r	s	h	e	e	p	l	c	e
i	g	o	a	t	n	f	e	a
b	w	i	l	d	l	i	f	e
m	t	a	c	a	i	s	u	n
r	a	b	b	i	t	h	s	g



Mystery answer: _____



Matching Game

Match the name for the baby animal to the adult animal!



- | | |
|---------------|--------------|
| 1. Alpaca | a. lamb |
| 2. Pūteketeke | b. duckling |
| 3. Sheep | c. kid |
| 4. Goat | d. pup |
| 5. Fish | e. chick |
| 6. Duck | f. cria |
| 7. Turtle | g. fry |
| 8. Guinea pig | h. hatchling |



Answers on pg. 11

World Read Aloud Day



World Read Aloud Day is on February 7th and is a celebration of the power of reading aloud!

This special day is celebrated by over 173 countries around the world and was created with the aim of bringing people and communities together through the power of words.

For this World Read Aloud Day, why not practise reading aloud to your companion animal or a soft toy? Not only will it help you to improve your reading, they won't judge any mistakes and they will calmly listen to you and enjoy your company.

Maybe you could make reading aloud more fun by changing your voice - a squeaky mouse, or even like an opera singer! You could even talk to your teacher about organising a read aloud day in your class!

Don't forget to snap a photo of yourself reading to your companion animal! Please send your pictures to our team to be featured on our Kids' Portal or even the next issue of Kind Matters! Email: education@spca.nz

Alpaca or Llama?

A mammal runs up to a fence and sticks out its long neck. It has wool on its body and two soft toes on each foot. Is it an alpaca or llama? How well can you tell the difference?

Hint: Alpacas have small, short faces with short ears, while llamas have longer faces with banana-shaped ears.



1. _____



2. _____



3. _____



4. _____



Answers on pg.11

Craft: Enrichment Clothesline

Food activities and games are a great way to provide opportunities for animals to express their natural behaviours. This awesome enrichment activity is good for dogs (kibble), rabbits and guinea pigs (veggies and hay). Like this idea? If you want to create something for your farmed animal, you can ask an adult to help you use pegs to clip appropriate foliage (leafy parts of a tree or plant) up high for them to enjoy.

Materials needed

- > Cardboard rolls
- > String/twine
- > Scrap fabric
- > Scissors



Instructions

1. Cut small strips of fabric that when rolled, will fit snug (but not too tight) into the cardboard roll.
2. Cut a long piece of string/twine.
3. Poke two small holes in the top of the cardboard roll on opposite sides. Make sure they are big enough for the string/twine to go through. Repeat this step for all of the cardboard rolls.
4. Next, thread the string/twine through the holes, securing a knot on each side so that they stay in place.
5. Repeat step 4 until your clothesline is full.
6. This next step depends on the animal that you're making the clothesline for:
 - a. Your animals at home - Dogs: you can roll their biscuits in the fabric material and then stuff the pieces into the cardboard roll, with a little sticking out of the bottom. Rabbit/guinea pigs: you can stuff the cardboard roll with hay and/or their favourite veggies (not using the material). When done, hang it in a safe place for your animal to use!
 - b. SPCA animals - please do not include any food as SPCA staff will stuff the clothesline with either kibble or hay and veggies.

To donate toys or goods, contact your **local SPCA Centre!**



Activity Answer Key:

True or False? (page 5):

1. F
2. T
3. T
4. T
5. F

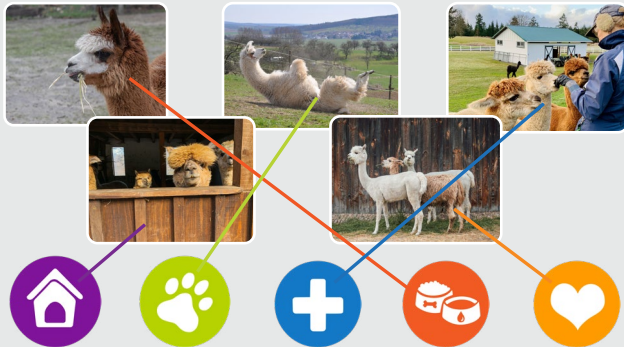


Matching Game (page 9):

1. alpaca - cria
2. pūteketeke - chick
3. sheep - lamb
4. goat - kid
5. fish - fry
6. duck - duckling
7. turtle - hatchling
8. guinea pig - pup




Which Domain? (page 7):



Alpaca or Llama? (page 9):

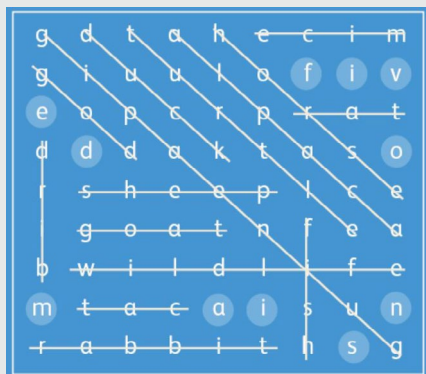
1. llama
2. alpaca
3. llama
4. alpaca



PhotoFind (page 8):

Mystery Word: Five Domains

alpaca	bird	duck	guinea pig
dog	mice	wildlife	rat
cat	chicken	fish	goat
rabbit	horse	turtle	cattle
sheep	pig		



SPCA Education Webinars

Have you heard of SPCA Education Webinars?

During these fun, interesting, and educational 30-minute webinars you will learn about a variety of topics, including animal welfare, responsible animal guardianship, and the role SPCA plays in the community!


Ask your teacher or parent/guardian to visit www.sPCA.nz/schools and register for a world of animal welfare!

Is there something you'd like to see in the next issue of Kind Matters?

We'd love to hear from you!
Email education@sPCA.nz with your ideas!



We hope you enjoyed the issue!



Animal Profile Competition







Do you have what it takes to make sure your animal is happy and healthy? Now is your chance to show how you can be the very best responsible animal guardian!

How to enter:

- 1 Choose an animal. If you don't have a companion animal at home, you can pick your favourite animal from the [Kids' Portal](#).
- 2 Fill in your animal's profile below and use the **FIVE DOMAINS** to describe their welfare needs.
- 3 Draw a picture of your animal and include 3-5 things they need to be happy and healthy.
- 4 Scan the QR code to enter and for more details.




Your animal's profile information:

I am a: (What type of animal is it?)	My name is:	I am desexed: YES/NO I am vaccinated: YES/NO
My age is:	I am: MALE/FEMALE	I am microchipped: YES/NO My microchip is registered: YES/NO
My nutritious diet is:		
My favourite toy/activity is:		
My shelter/home is: It makes me feel safe and comfortable because:		
My medical needs are: (E.g. allergies, illnesses, vaccines)		
I don't like:		
I feel happy when:		



Check out the Kids' Portal for more information about the **FIVE DOMAINS** and **ANIMAL CARE** tips, or visit www.sPCA.nz/kids



Name: _____

Age: _____

Draw your animal and 3-5 things they need to be happy and healthy. Use the information from your profile to help. E.g. Do they have shelter? What food do they eat? What enrichment do they enjoy?

For tips on how to draw animals, check out the **How to Draw Animals** page on the Kids' Portal.



SPCA Kids

KIND MATTERS

spca.nz/issue30



Kids
Animal Profile
Competition



ENTRIES
CLOSE
28 APRIL 2024



SCAN ME