



## Welcome to a special issue of Kind Matters!

SPCA understands that this month, many people will be spending a lot of extra time at home with their furry, feathered, and scaled best friends.

During this time, SPCA is working hard to continue to protect and care for New Zealand's animals. You can do your part helping animals by ensuring the needs of your own animal companions – this includes ensuring they have all of the [five freedoms](#), such as food, water, exercise, play, games, comfortable bedding, a safe space, etc. Responsible animal guardianship starts at home.

In this special issue of Kind Matters, we want to look at some of the fun things that you, your family, and your companion animals can do to make the most of this time.

Jump in and get involved with these creative activities and continue to learn about animal welfare! You can access extra activities and information by clicking on the buttons and underlined words in the newsletter.

## Important Tips

### Some key information to remember during this time:

- > Plan for what your companion needs i.e. food, medication.
- > Make sure your animals are mentally and physically stimulated with lots of puzzles, games, and play.
- > When walking dogs, 2 metre social distancing from other people is still needed.
- > Do not abandon your animals.
- > Dogs will still need outdoor toilet breaks.
- > If you think your animal is sick, call your vet first and follow the instructions they give you.
- > Practice good hygiene with both people and your animals.
- > Create a safe space for your animal to go when they need alone time.

## What's Inside



### Enrichment Time:

Make your companion some cool enrichment!



### Pupcake Baking:

Bake your pup a yum treat!



### Kind Matters Competition

Grab your camera and enter Kind Matters' competition!

and much more...



# Enrichment Time!

Just like you, animals have their own thoughts and feelings. This includes everything from happiness, excitement, loneliness, and boredom. One of the ways that we can help prevent our companion animals from feeling bored is by providing them with lots of varied enrichment.

Enrichment allows animals to express their normal behaviours and provides them with exercise and mental stimulation – a vital part of an animal’s wellbeing! Enrichment is also a great way to strengthen your bond with your animal!

Have a go at making some of these super cool enrichment activities for your cat/kitten at home!

*Note: It’s important to always supervise your animals when they’re using enrichment.*

## Cat Puzzle Board

You can use a number of different recyclable materials, for example, we’ve used the ones below:

### Materials


- > Twine
- > Scissors
- > Hot glue gun
- > Cardboard tubes
- > Cardboard boxes
- > Egg carton
- > Feathers
- > Cat toys
- > Scrap fabric
- > Yogurt cup
- > Bottle caps



### Instructions:

1. Begin by making some DIY enrichment toys for the puzzle board from our Kids’ Portal! For example, you can make:

#### Cardboard Tube Toys



#### No Sew Toys





#### Pom Pom Balls

#### Knitted Mice



#### Crochet Mice

2. It’s a good idea to first plan where all of the pieces will go, then you can use your hot glue gun to glue the pieces to the cardboard box base.
3. Next add the cat toys you made and some other safe features your cat/kitten will enjoy!





# Kitten Castle

It's widely known that cats and kittens love boxes! You can create the ultimate box hideaway for your kitten that they can play on and rest in. Ask a parent/guardian for help!

*Note: Remove all tape, stickers, and staples from boxes to ensure they're safe.*



## Materials:

- > Cardboard boxes
- > Cardboard tube
- > Scrap material
- > Hot glue gun
- > Scissors
- > Felt-tip pens



## Instructions:

1. Wrap and glue material around the boxes and cardboard tubes. If you don't have scrap material to use, you can always get creative and paint or colour the boxes! If you're using scrap material, cut a hole for the castle entrance.
2. Glue the boxes and cardboard tubes in place.
3. Get creative and decorate a sign for your Kitten Castle!
4. Add your sign, a soft blanket inside, and any other touches you think your kitten will love!



## Have a look at even more enrichment ideas for your animal companions!

You can find them on our [SPCA's Kids' Portal](#) or you can create your own – just be sure they're super safe for your animal.

There are heaps of different ways to make enrichment creative, like little Bonny the kitten's cardboard box castle! Be sure to take a photo of your enrichment creations and send them to [education@spca.nz](mailto:education@spca.nz)!





## Get Baking!

Have a dog or puppy? You can bake them a special pupcake treat! Just like you, dogs enjoy a yummy treat every now and then. Check out our dog-friendly pupcake recipe below and remember to ask your parent or guardian for help.

### Ingredients:

- > 2  $\frac{3}{4}$  cups water
- >  $\frac{1}{4}$  cup unsweetened apple sauce
- >  $\frac{1}{4}$  cup oats
- >  $\frac{1}{4}$  teaspoon vanilla
- > 4 cups wholemeal flour
- > 1 cup dried/fresh apple pieces
- > 1 teaspoon baking powder
- > 1 SPCA Blue Tick egg, beaten
- > 4 tablespoons honey

### Method:

1. Preheat oven to 180°C and line 12 cup muffin pan with cupcake liners.
2. Mix all wet ingredients thoroughly. Combine dry ingredients in separate bowl.
3. Add wet ingredients to dry ingredients slowly, scraping well to make sure no dry mixture is left.
4. Pour into cupcake liners.
5. Bake for 1 1/2 hours. Insert a toothpick into the centre of the pupcake and if it comes out dry, they are ready to come out of the oven.
6. Wait until cooled before serving one to your pup. Store leftovers in a sealed container.



### REMEMBER!

It's important to ensure you do not over-feed your dog or puppy. SPCA does not recommend feeding pupcakes to dogs with special dietary needs, on specialised diets or who are particularly sensitive to any foods. If in doubt, please check with your vet.



## SPCA Competition: Animal Portrait Photography

SPCA is currently running a super exciting "Animal Portrait Competition!" Why not put your photography skills to the test by taking an awesome portrait photo of your companion animal, like this photo of little Mack!

Remember, portraits focus on the face of the subject, so be sure that the animal's face is the main feature of your photo!

Email your photo to [education@spca.nz](mailto:education@spca.nz) with the subject "Photography Competition 2020" by the end of April. Please provide your name, age, school, contact details, and description of your photo!

*Please note: by entering SPCA competitions, you're agreeing for SPCA New Zealand to share your work on the SPCA Kids' Portal and within social media postings.*

## Explore SPCA

Did you know that you can explore SPCA's Auckland Centre from the comfort of your own home?! Not only that, but there are lots of cool animal care videos and adoption success story videos that you can watch and learn all about what animals need, and the role of SPCA!

Check them out below:

[Centre Tour](#)

[Animal Care](#)

[Animals SPCA Diaries](#)



### Calling all Animal Expert Apprentices:

Click to download and test your animal knowledge with these fun puzzles!

[Five Freedoms Word Search Puzzle](#)

[Animal Care Crossword Puzzle](#)

[Maze – help the dog find her ball!](#)



## Feeling crafty?

Did you know that the Kids' Portal has heaps more Kind Matters newsletters that have some really cool crafts that you can make with your siblings, or parent/guardian!

Click on the crafts below to find the instructions:

[Animals Origami Bookmarks](#)

[Sun Catchers](#)

[Sock Bunnies](#)


[Plant Pets](#)

[Nature Bingo](#)

[Bug Hotel](#)

## Ask an Expert

We're here to help answer your questions!



Have you ever wondered what an animal needs to be happy and healthy? Do you want to know what SPCA Inspectors do? Are you curious about how to adopt an animal? We're here to help answer your questions!

During your time at home, you can still learn all about SPCA, responsible animal guardianship, and animal welfare. Hop online to [SPCA's Kids' Portal here](#) to send our expert a message, or you can email them at [education@sPCA.nz](mailto:education@sPCA.nz)

Our expert will get back to you with heaps of awesome information about the amazing animals that enrich our lives every day!!



Visit [www.kids.sPCAeducation.org.nz](http://www.kids.sPCAeducation.org.nz)