

## Kia Ora,

### Welcome to the winter issue of Kind Matters!

To kick off this edition, we'd like to congratulate the winners of the SPCA Art Competition and thank all of our supporters who entered the competition – everyone's work was truly pawesome.

Take a look below at our 1st, 2nd, and 3rd place winning masterpieces!

*Special thanks to Whitcoulls for their amazing prize donations!*



Bonnie Xing, age 11



Helen Liu, age 10



Chloe Roding Tudor, age 5

In this exciting new issue, we take a closer look at our clucking companions – the chicken! Anyone who is a chicken guardian can tell you that these birds are extremely smart and have unique personalities. Chickens are capable of experiencing a wide range of positive and negative emotions – scientists have even discovered that chickens feel empathy! Read on to learn more about these fascinating birds, as well as another feathered friend – the yellow-eyed penguin.

## SPCA Competition

### Do you love creative writing and animals? Be in to win a cool prize!

For this Kind Matters competition, we're looking for an inspirational story, poem, essay, or speech that outlines the importance of responsible animal guardianship!

What do animals need to be happy and healthy? Why do all animals deserve kindness, compassion, and respect? These are some of the questions you can think about when writing your creative piece! For more information about responsible animal guardianship, check out our Kids' Portal.

Email your entry to [education@sPCA.nz](mailto:education@sPCA.nz) with the subject "Education Writing Competition" by 18 Oct 2019. Please provide your name, age, school, and contact details!

Please note: by entering SPCA competitions, you're agreeing for SPCA New Zealand to share your work on the SPCA Kids' Portal and within social media postings.

## What's Inside



### A Closer Look at: Chickens – Heihei

Awesome information about chooks.



### Kind Conservation: Yellow-eyed penguins – Hoiho

Find out why yellow-eyed penguins need our help.



### Baking Time: Cupcake Day

Help animals in need with cupcakes!

and much more...



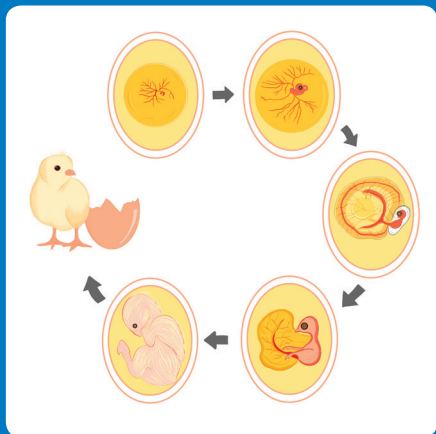


# From Egg to Chicken

It takes 21 days for a chick to fully develop and hatch from their egg - this is called the incubation period. During this time chicks need their mothers, who carefully turn the eggs up to 30 times a day to keep the eggs at the correct temperature, moisture level, and in the right position to ensure the chicks develop properly.

Once hatched, chicks stick close to their mums. A mother hen is an important role model for her chicks; she teaches them what to peck, when to rest, and how to behave when there is a threat.

Take a look at just some of the amazing developmental milestones between day 1 and 21!



## A Closer Look at: Chickens – Heihei

Grains, vegetables, insoluble grit – this may not sound like an appetizing meal for you, but to chickens, this is a dream buffet! Top it off with good quality commercial chicken pellets and not only will this contribute to your chickens' overall happiness, but your chickens will get all the nutrients they need to be healthy as well.

The type of commercial feed that you're feeding your chickens will depend on factors such as their age, size, and health. A veterinarian will be able to help you choose the right diet for your chickens.

In addition to a varied, nutritious, and balanced diet, chickens also need access to fresh, clean water at all times of the day. There are lots of different waterer options out there,

so it's important to pick the one best suited to your chickens and always keep it fresh and clean!

A natural chicken behaviour when it comes to eating is foraging (searching) for food. You can encourage this normal behaviour in a number of different ways! You can scatter their favourite foods around their environment, hang some vegetables on pegs for them to pick away at, stuff your chickens' favourite treats in a treat ball for them to roll around, or make the enrichment toy feature in this issue of Kind Matters! Swapping and mixing up different types of enrichment activities throughout the week is a great way to keep your chickens from getting bored.

## Fun Fact: Did you know that chickens have advanced communication skills?

In fact, chicks and their mums will start communicating before the chicks have even hatched out of their eggs!

Chickens have a wide range of unique calls for every situation - each cluck, bawk, squawk, peep, and crow has its own meaning. Whether it's to express happiness, fear, distress, or communicate egg laying, needing help, warning of danger, or letting the group know there's food nearby, you will almost always find chickens making some sort of noise. Chickens are capable of understanding and making at least 24 different calls in their own language. They not only communicate vocally, but they also use body language, as well as their excellent sight, smell, and touch to relay information to each other. This is just one of the ways that show how intelligent these birds really are!





# What Does Your Egg Carton Tell You?

Not only do people in New Zealand have companion chickens at home, but did you know that there are approximately three million chickens in the country that are farmed for their eggs? These chickens are called “layer hens.”

Layer hens’ eggs go to supermarkets around the country and are packaged in cartons that have labels on them, such as “free range,” “cage free” and “colony laid.” Have you ever wondered what these terms mean?

These terms refer to the way that layer hens are kept on farms and where they lay their eggs. Knowing the difference between these systems matters for chicken welfare. Take look at some of these terms you would find on an egg carton to learn what they mean:

**Cage Eggs** – hens kept in these systems have the least amount of living space – about the size of an A4 piece of paper. This means they are unable to carry out normal behaviours like preening, wing flapping, dust bathing, and foraging (searching) for food.

**Colony Laid Cage Eggs** – colony cages house up to 60 hens in larger cages. Hens are provided with a nesting area, perch space, and scratch pads in these cages. These systems are sometimes also called enriched cages.

**Barn or Cage Free Eggs** – hens live indoors (in a barn) either on a single level or multi-level barn, and are not kept in cages. These systems have nest boxes, perches, more room to move, and litter (usually wood shavings) on the floor so they can display natural behaviours, like scratching and foraging on the ground.

**Free Range Eggs** – hens are able to move freely between a barn and an outdoor area. These systems are the same as the barn and cage free systems, in that they also have nest

boxes, perches, and litter on the floor, as well as the most room to move for the hens to carry out their natural behaviours. The difference is that they also have opportunities to go outside and scratch around out there.

All systems provide hens with continuous access to food and water.



*Hens dust bathing in a free range system*

## Kind Conservation: Yellow-eyed penguins – Hoiho

**Did you know that hoiho, the Māori name for the yellow-eyed penguin, means “noise shouter”? This name was given to this particular species of penguin because of the unique, high-pitched calls that they use to communicate with each other.**



While they’re chicks, yellow-eyed penguins’ feathers are brown. As they grow, both the male and female’s back feathers will turn a grey-blue colour, while their belly and chest feathers turn white. A band of yellow feathers will also form around their eyes and head. This, along with their yellow irises, gives them the “yellow-eyed” name.

Yellow-eyed penguins are endemic to Aotearoa. They can only be found on the South Island of NZ, as well as the Stewart, Auckland, and Campbell

Islands. However, you can see them just one other place – on the New Zealand five-dollar note!

Unfortunately yellow-eyed penguins are nationally endangered and are among the world’s rarest penguins. These precious taonga are in urgent need of our protection if we are to ensure our five-dollar notes do not become the only place they can be found!

Unlike most other penguins, yellow-eyed penguins are very private and therefore prefer to nest and breed about a kilometer inland, away from other penguins. To do this, they require lots of shelter to help them feel safe and secure.

A huge reason for their population decline is loss of their natural habitat. To try and help this problem, several conservation areas have been set up to help give these amazing birds a

chance at getting off the endangered list. People are working hard to create the ideal nesting environment for hoiho by planting trees, shrubs, and bushes and providing nest boxes as a place for them to hide away. This gives hoiho the opportunity to express their natural behaviours when raising their chicks, making this a wonderful example of Kind Conservation!





## Responsible Guardianship Tip:

### Keeping your animals warm this winter.

Although winter is beginning to wind down, it's still essential to remember those important winter tips for all of our animal family members – and this includes chickens!

Just like us, chickens do not like to be too cold. To help your chickens stay cosy and warm, their chicken coop should be insulated and if it's particularly cold, they should be provided with extra straw bedding.

Chickens should never be housed alone. Not only do chickens keep each other from feeling lonely and help each other to feel safe, but they also huddle together for warmth.

If you have young chicks, they need to be kept at a warmer temperature. Ask a guardian about installing heat lamps into your chicken coop if needed!

## Animal Counting

Count and record how many of each animal (or paw print!) there is in the photo below!



Guinea pig(s): \_\_\_\_\_

Dog(s): \_\_\_\_\_

Cat(s): \_\_\_\_\_

Horse(s): \_\_\_\_\_

Pig(s): \_\_\_\_\_

Paw(s): \_\_\_\_\_


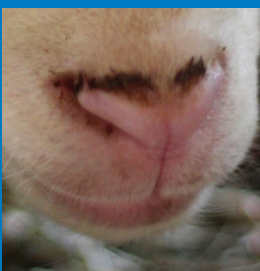
Chicken(s): \_\_\_\_\_

What numbers did you get? Check page 5 for the answers!

## Who Knows Whose Nose?










Did you solve them all? Answers on page 5

## Book Nook

Title: Pumpkin Pie and Pavlova


Author: John Carr

Illustrator: Astrid Matijasevic

Mrs Melling likes pumpkin pie and pavlova much more than she likes Mr Watkins or his hens. Will Mr Watkins find a way to change that? Featuring three lovely hens called Daisy, Maisy and Crazy!

Pumpkin Pie and Pavlova is just one story in the SPCA storybooks series, there are also lots more to read!

Find the books at your school or buy your own set online at: [www.spcan.z/storybooks](http://www.spcan.z/storybooks)







## Make it Yourself: Chicken Foraging Box

This is a fantastic enrichment activity for chickens. It helps them enjoy foraging as well as have fun shredding the newspaper! Make one for your chickens at home or SPCA chickens.

*Remember to supervise your chickens when using enrichment. They may not want to use their foraging box right away. Patience and a slow introduction are key.*



### Materials needed:

- > Cardboard box. Be sure to remove any tape, stickers and/or staples to ensure it's safe.
- > Newspaper
- > Craft knife
- > Scissors

### Instructions:

1. Cut the top of the cardboard box off so that you're left with a shallow tray-like bottom, roughly 3.5 inches high.
2. Cut holes in the sides of the box for the newspaper to go through. Start small, you can always make the holes bigger if needed. Be careful - ask an adult for help with this step!
3. Cut the newspaper into several long strips.
4. Starting with the long sides, thread layers of the newspaper strips through one side and out the other. Next, thread the newspaper through the short sides, weaving in and out of the other strips as you go.
5. Pour some chicken feed inside the box (if you are using this with your own chickens) and let the foraging begin!

## Baking Time: Cupcake Day

For this issue of Kind Matters, we thought we would turn our Craft Time section into Baking Time so that we could join in on the Cupcake Day fundraising celebrations! You can visit [www.spcacupcakeday.co.nz](http://www.spcacupcakeday.co.nz) for more information.

Here's a recipe for inspiration. Makes 12 cupcakes. Happy baking!

### Ingredients

- > 1 cup Soy Milk
- > 1 teaspoon Apple Cider Vinegar
- > 3/4 cup Sugar
- > 1/3 cup Canola Oil
- > 1 teaspoon Vanilla
- > 1 teaspoon Vanilla Essence
- > 1 cup All Purpose Flour
- > 1/3 cup Cocoa Powder
- > 3/4 teaspoon Baking Soda
- > 1/2 teaspoon Baking Powder
- > 1/2 teaspoon Salt

### Instructions:

1. Preheat oven to 180°C and line 12 cup muffin pan with cupcake liners.

2. Whisk together in a big bowl the soy milk and apple cider vinegar. Set aside for two minutes to curdle.
3. Add to this mix sugar, oil, vanilla and beat until foamy.
4. In a separate bowl, sift together flour, cocoa, baking soda, baking powder and salt. Add in two batches to the wet mixture and beat until there are no obvious lumps.
5. Spoon mixture into cupcake liners until about 2/3 full.
6. Bake for 18-20 minutes.
7. Let cupcakes cool in pans for 5 minutes, then place on wire rack to finish cooling.



8. Once cupcakes are completely cool, add your choice of icing and decorate!

## We want to celebrate our SPCA supporters!

Email your photos of the pawesome activities you've done to support SPCA to [education@spca.nz](mailto:education@spca.nz) so we can share them on our Kids' Portal for everyone to see!

Animal Counting  
a. 4  
b. 1  
c. 3  
d. 2  
e. 3  
f. 10  
g. 6  
Who Knows Whose  
Nose?  
a. Chicken  
b. Cow  
c. Horse  
d. Sheep  
e. Dog  
f. Rat