




Paper butterfly toy for cats


Equipment needed:

- ✿ 2 pieces of craft paper or coloured card
- ✿ 1 Pipe cleaner

Instructions:



1. Fold paper in half diagonally to make a triangle




2. Working from center line out make zig zag folds about 1cm, one half then the other



3. Repeat with second piece of paper



4. Pinch together at center



5. Wrap firmly with pipe cleaner and twist to secure, bend pipe cleaner to resemble antennae



6. Open up wings and flatten edges to hold wing shape open.