



Learning at Home

Farmed Animals

Set 1 Workbook



ECE to Junior Primary

SPCA Education



About the SPCA Home Learning Booklets



About

Thank you for downloading one of SPCA's Home Learning Booklets. We are so happy you want to learn more about animals and we are excited to see some photos of the activities you do. Here are some instructions on how to use these booklets.

We have three sets of booklets. Each set has similar activities but they become progressively more difficult. Choose a set that will be the best challenge for you. In each set there are three booklets; one for companion animals, one for farmed animals and one for wildlife.

Each booklet has 12 activities. We would like you to do at least 7 of the activities. There are different types of activities that include arts and crafts, reading, writing stories and maths problems, so that you can choose the type of activities that you enjoy. At the back of the booklet, there is a checklist for you to tick off the activities you have done.

Once you have completed at least 7 activities, send a copy of the checklist you have filled in at the back of the booklet and photos of your two favourite activities to education@spca.nz. We would love to share your work, so by sending in your photos you are agreeing for SPCA New Zealand to share your work on the SPCA Kids' Portal and within SPCA social media postings. If you do not want your photos to be shared, please tell us in your email when you send them in.

When you send us your checklist and photos we will send you a digital badge to recognise your hard work.

You may only want to do one booklet, or you may want to do all three in the set. Send in your work to get the digital badge each time you complete a booklet. If you decide to complete all three booklets, send a picture of all three of your digital badges to show us that you have completed them all and receive an SPCA Certificate and paw badge you could pin to your school bag or pencil case.

Some of the activities will be done in the booklet and for some of the activities you will be creating things. You can print the booklet and fill in the activities on paper or you can download the booklet and fill in the activities digitally. For any activities that you do not do in the book, take a photo of what you made or what you did, and add it to your booklet.

At the back of the booklet there is a colouring sheet which you may like to do and some information about other ways you can get involved with SPCA. There are also some blank pages if you need more space to do any of the activities.

If you need any information about animals to help you while you are working through these activities, go to the SPCA Kids' Portal for information about caring for lots of different animals and how to be a responsible animal guardian.






Safety Reminders

The safety of you and the animals that are part of the activities is the most important thing while working through these booklets. Below we have made a list of things to help keep you and the animals safe.

- > Always have an adult with you if you are completing an activity away from home. For example, visiting the library, a farm or a local habitat.
- > Always have an adult helping you if you are working with tools.
- > Make sure you are being cyber safe if you are working on the computer for any of your activities.
- > All enrichment items or other items that are for animals must be checked by an adult before they are given to the animal. Any items that are for an animal that is not yours must be checked by that animal's guardian before the items are given to the animal.
- > All enrichment items must be made with non-toxic materials and have no loose, sharp or broken bits on them that could injure an animal. Ask an adult to help you get together your materials.
- > Animals need to be supervised while they are using enrichment items. Items with string can be dangerous if animals are left alone with them and should be packed away when play time is over.
- > If you are observing animals or taking photos of them, give them lots of space and watch them calmly and quietly. The amount of space they need will depend on the animal. If you are observing a companion animal, you are able to be much closer to them than if you are observing wildlife. This is important to keep yourself and the animals safe.

It's now time to begin! ENJOY!



Let's go.
Follow me!





Farm Visit



One way scientists learn about the world is by making observations. Observing means that you are watching someone or something and taking notice of what you see.

Visit a farm and observe the home the animals are living in.


How are the animals being kept happy and healthy?

Think about the five domains and how the animals are experiencing them.



Draw pictures and/or write a few keywords about your observations on the next page.

Tip: Go to [SPCA Kids' Portal - Responsible Guardianship - The Five Domains](#) if you need information about what each of the domains means.



Nutrition (Food & Water)



Environment



Health



Behaviour



Mental Wellbeing (Feelings)



Where Does Our Food Come From?



Did you know the food people eat comes from plants and animals, with most of it being grown on farms? Do you know where your favourite foods come from?

Look at the pictures below and draw a line between the food item and where it comes from.





Draw two of your favourite foods (different from the ones above) in the boxes below and what plant or animal they come from.



Food item

Plant or animal






Farmed Animals Fill in the Blanks



Let's learn more about farmed animals.



Blanks



Ask an adult to read the sentences below and help you fill in the missing words.

1. A sheep's ___ ___ ___ ___ is always growing. It needs to be cut so that they don't get too hot.
2. Goats do not like to get ___ ___ ___ so they need somewhere to take shelter when it rains.
3. Pigs cannot sweat to cool down. They like to roll around in ___ ___ ___ to help them stay cool.
4. ___ ___ ___ ___ ___ ___ ___ ___ a horse helps get rid of any mud and dust that might be in their hair and keep them clean.
5. Chickens need nest boxes to lay their ___ ___ ___ ___ in. It is a good idea to put straw in the bottom.
6. Cow's drink a lot of ___ ___ ___ ___ ___ , especially when it's hot.






Animal Rescue Story



Sadly, many of the animals who come to SPCA have not had a happy life, but every year SPCA helps thousands of animals to find their forever home, a home where they will be loved, cared for and get everything they need.

Summer the goat was one of these animals. Before she came to SPCA she was very thin, had very long hooves and sores on her feet, which were hurting her. Summer wasn't being cared for properly. An SPCA inspector found Summer and brought her into the centre. Summer needed lots of care from the vets at SPCA and after 2 months she found her forever home.





Use the two empty boxes to finish Summer's story by drawing what her life could be like at her forever home.



To find out more about what goats need to be happy and healthy visit the [SPCA Kids' Portal](#).

A large, empty rounded rectangular box with a blue border, intended for drawing.A second large, empty rounded rectangular box with a blue border, identical to the one above, intended for drawing.



How Much Water?



Animals always need to have fresh, clean water to drink to stay healthy. Different types of animals need to drink different amounts of water every day.



Measure out how much water each animal drinks per day to get an idea of how much water each type of animal needs.



A pig can drink up to 20L a day



A duck can drink up to 1L a day



A sheep drink between 2L and 14L a day



A cow can drink over 100L a day



An adult human can drink around 2L a day

Use water, jugs, buckets and large plastic tubs to explore how much these amounts of water actually are. Some of them are too much to measure but think about how many times you would need to fill up a 10L bucket and a 1L jug to make up the measurements.

Tip: Be water wise.
Reuse the water for all of the different measurements. You could collect rainwater in buckets to use. Once you're finished, use it to water your garden or help your family clean the car.





How Many Eggs?




Mrs Waters has a small farm with chickens, ducks and horses. Mrs Waters needs your help to count how many chicken eggs she collected from the coop each day, over the past week. Mrs Waters took pictures each day of the eggs she collected.



Count and record the number of chicken eggs in each picture. Watch out for duck eggs hiding in the baskets.


Hint: Mrs Water's ducks' lay eggs bigger than her chickens do and her ducks' eggs are often green or blue in colour.

Monday




___ eggs

Tuesday




___ eggs

Wednesday




___ eggs

Thursday




___ eggs

Friday




___ eggs

Saturday



___ eggs

Sunday



___ eggs

On what day did Mrs Waters collect the most chicken eggs? _____

Which day did Mrs Waters collect the least chicken eggs? _____

On what days did Mrs Waters collect duck eggs? _____





Email an Expert



Is there something you would like to know about farmed animals? Think of a question you would like to ask a farmed animal expert.

There are lots of ways to find out information about animals. One way is to ask someone who knows a lot about animals and technology can help you to get in contact with them.

With the help of an adult, practise using technology by emailing your question to education@spca.nz and our expert will get back to you soon.



Tip: Be cyber safe and ask an adult to help you when sending emails.



Build an Enrichment Item



Imagine if you spent your entire life alone, locked in a room with no toys, friends, books, TV or games. What would you do every day? How do you think you would feel?

Farmed animals need types of enrichment in their homes to keep them busy and help them do things that make them feel happy. Enrichment could be toys or a friend to play with, a fun way to forage for food or a new playground to climb.

With the help of an adult, find out what types of enrichment are good for different types of farmed animals.

Choose an enrichment item to create - It could be a puzzle feeder for a chicken, a ramp for a goat to climb, a treat ball for a pig to play with or maybe you will find some other ideas.



If you don't have any farmed animals, you can create a drawing of your design, or you can build your item and donate it to someone who does or to your local SPCA centre.





How to Draw a Sheep



Follow the instructions and learn how to draw a sheep.

Learn how to draw some other types of animals here: [SPCA Kids' Portal - How to Draw Animals.](#)




Instructions



1. Start by drawing a u-shape. This will be the start of your sheep's head and face.




2. Next, draw connecting half circles on the top of the u-shape, similar to how you would draw a cloud.




3. Now add two longer u-shapes for ears, and features like a nose and eyes.




4. Draw another cloud shape, only this time bigger to create the sheep's body.



5. Next, draw your sheep's legs by making four long u-shapes that connect to the sheep's body.



6. Finish your sheep by adding their hooves and their cute little tail!



7. Finally, get out your coloured pencils, pens, markers, etc. and decorate your awesome drawing!

Draw your sheep here:





Create a 3D Farm



Make a 3D art piece of a farm environment and its animals.

Think about what farmed animals need in their home to be happy and healthy living there. What do they eat and drink, where do they sleep, where could they go if it was a hot sunny day or a cold rainy day, what they would do for fun and what would make them feel safe.

Get creative with what you use to make your farm. You could use playdough or clay, recycled materials (like a shoebox, piece of cardboard and clean yoghurt pots), natural items (like sticks and leaves) or a mix of these.

Tip: Visit [SPCA Kids' Portal - Animal Care](#) for information about what different animals need.



Animal Friends



Some animals are happy to live alone or with humans, however farmed animals need company from others of their own kind to be happy.

Look at the two pictures below, one is a cow all alone, the other shows a group of cows. How do you think the cow who lives alone may be feeling? Why do you think cows enjoy living with other cows?



Choose one of the pictures on the next page and make up a story about the cow(s) in the picture.

Think about how the cow(s) may be feeling and what the cow(s) does during the day.

Share your story with family or friends.

You may like to draw, act or dance your story and the cow(s) feelings



Animal Friends Story





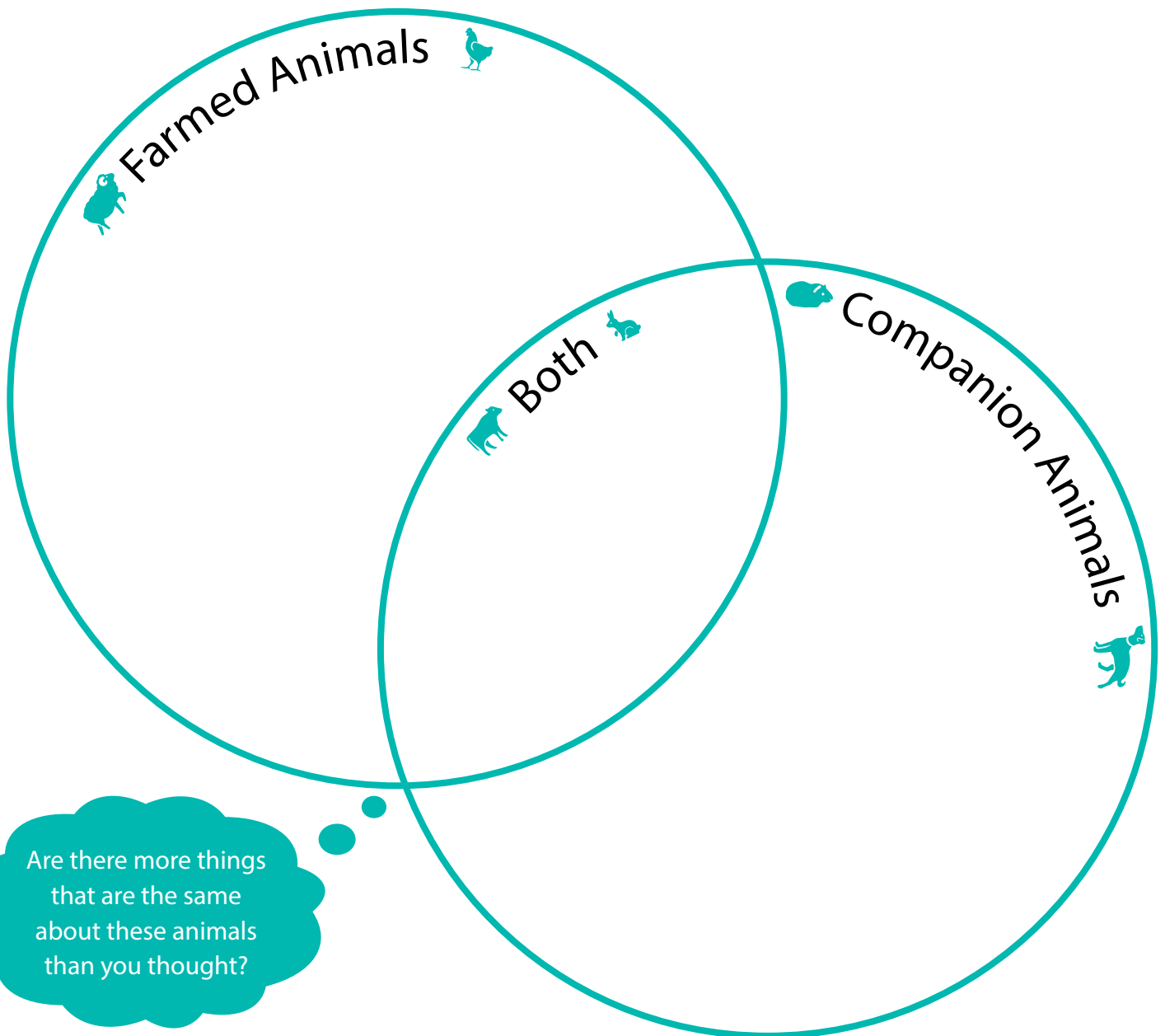
Same or Different?



Many people share their homes with companion animals, such as dogs, cats, rabbits and guinea pigs. There are lots of farmed animals, such as cows, sheep, pigs and chickens, who are also looked after by people. These animals can make great companions too.



What is the same about companion animals and farmed animals?
What is different about companion animals and farmed animals?
Draw pictures and key words in the Venn Diagram with your ideas.



Are there more things that are the same about these animals than you thought?






Activities Checklist



Farm Animals	Completed
Farm Visit	
Where Does Our Food Come From?	
Farmed Animals Fill in the Blanks	
Animal Rescue Story	
How Much Water?	
How Many Eggs?	
Email an Expert	
Build an Enrichment Item	
How to Draw a Sheep	
Create a 3D Farm	
Animal Friends	
Same or Different?	

Reminder:
Have you checked off at least seven activities?



Send a copy of this page, along with photos of your two favourite activities, to education@spca.nz.

By sending in your photos you are agreeing for SPCA New Zealand to share your work on the SPCA Kids' Portal and within SPCA social media postings. If you do not want your photos to be shared, please tell us in your email when you send them in.



Answers

Where Does Our Food Come From?



Fill in the Blanks

1. wool
2. wet
3. mud
4. brushing
5. eggs
6. water

How Many Eggs?

Monday – 3 chicken eggs

Tuesday – 2 chicken eggs

Wednesday – 5 chicken eggs

Thursday – 3 chicken eggs and 1 duck egg

Friday – 7 chicken eggs

Saturday – 1 chicken egg and 2 duck eggs

Sunday – 4 chicken eggs

Most chicken eggs – Friday

Least chicken eggs – Saturday

Duck eggs collected on – Thursday and Saturday






More Ways To Be Involved



We hope you enjoyed working through this booklet! Are you looking for more ways you can learn about animals and be involved with SPCA now that you have finished the booklet?

The SPCA Kids' Portal

- > The [SPCA Kids' Portal](#) has [puzzles](#) (and [these puzzles](#) and [even more puzzles](#)) [colouring pages](#), [origami](#), [drawing instructions](#), [a place to share your work](#) and lots of quizzes.
- > Check out the [SPCA Kind Matters Kids' Newsletter](#). Kind Matters comes out every term and had loads of information about all sorts of animals, instructions for craft activities, competitions, puzzles and more. Ask an adult to help you subscribe to this with an email address.



Donate for the Animals

- > Make enrichment items for your local SPCA Centre. When animals come to SPCA Centres we love to be able to give them enrichment items to play with to keep them busy.
- > Take part in SPCA Cupcake Day. SPCA Cupcake Day happens once a year and is a fun and tasty way you can help raise funds for SPCA to help us care for the animals.


Connect Online

- > Ask your families and teachers to keep up to date with SPCA's Education Programme for kids by joining the [SPCA NZ Education Community group](#) on Facebook.
- > Let your teachers know about the SPCA Teachers' Portal.



Become an Animal Guardian

- > Some animals need extra care before they are ready for adoption so families volunteer to care for these animals for a short amount of time. This is called fostering. SPCA will give you everything you need to care for the animal(s) you are looking after.
- > If your family has decided to get an animal, consider adopting one from SPCA. When you adopt an animal from SPCA you are giving them a second chance at a happy, healthy life. The staff at SPCA will help to match your family with the right animal for them and can give you lots of advice about training, feeding and behaviour.





If you need any more space to do any of the activities use the following pages.







