



Learning at Home

# Farmed Animals

Set 2 Workbook



Junior to Middle Primary

**SPCA** Education



# About the SPCA Home Learning Booklets



## About

Thank you for downloading one of SPCA's Home Learning Booklets. We are so happy you want to learn more about animals and we are excited to see some photos of the activities you do. Here are some instructions on how to use these booklets.

We have three sets of booklets. Each set has similar activities; choose a set that will be the best challenge for you. In each set there are three booklets; one for companion animals, one for farmed animals and one for wildlife.

Each booklet has 12 activities. We would like you to do at least 7 of the activities. There are different types of activities that include arts and crafts, reading, writing stories and maths problems, so that you can choose the type of activities that you enjoy. At the back of the booklet, there is a checklist for you to tick off the activities you have done.

Once you have completed at least 7 activities, send a copy of the checklist you have filled in at the back of the booklet and photos of your two favourite activities to [education@spca.nz](mailto:education@spca.nz). We would love to share your work, so by sending in your photos you are agreeing for SPCA New Zealand to share your work on the SPCA Kids' Portal and within SPCA social media postings. If you do not want your photos to be shared, please tell us in your email when you send them in.

When you send us your checklist and photos we will send you a digital badge to recognise your hard work.

You may only want to do one booklet, or you may want to do all three in the set. Send in your work to get the digital badge each time you complete a booklet. If you decide to complete all three booklets, send a picture of all three of your digital badges to show us that you have completed them all and receive an SPCA Certificate and paw badge you could pin to your school bag or pencil case.

Some of the activities will be done in the booklet and for some of the activities you will be creating things. You can print the booklet and fill in the activities on paper or you can download the booklet and fill in the activities digitally. For any activities that you do not do in the book, take a photo of what you made or what you did, and add it to your booklet.

At the back of the booklet there is a colouring sheet which you may like to do and some information about other ways you can get involved with SPCA. There are also some blank pages if you need more space to do any of the activities.

If you need any information about animals to help you while you are working through these activities, go to the SPCA Kids' Portal for information about caring for lots of different animals and how to be a responsible animal guardian.






## Safety Reminders

The safety of you and the animals that are part of the activities is the most important thing while working through these booklets. Below we have made a list of things to help keep you and the animals safe.

- > Always have an adult with you if you are completing an activity away from home. For example, visiting the library, a farm or a local habitat.
- > Always have an adult helping you if you are working with tools.
- > Make sure you are being cyber safe if you are working on the computer for any of your activities.
- > All enrichment items or other items that are for animals must be checked by an adult before they are given to the animal. Any items that are for an animal that is not yours must be checked by that animal's guardian before the items are given to the animal.
- > All enrichment items must be made with non-toxic materials and have no loose, sharp or broken bits on them that could injure an animal. Ask an adult to help you get together your materials.
- > Animals need to be supervised while they are using enrichment items. Items with string can be dangerous if animals are left alone with them and should be packed away when play time is over.
- > If you are observing animals or taking photos of them, give them lots of space and watch them calmly and quietly. The amount of space they need will depend on the animal. If you are observing a companion animal, you are able to be much closer to them than if you are observing wildlife. This is important to keep yourself and the animals safe.

*It's now time to begin! ENJOY!*



Let's go.  
Follow me!



  **Farm Visit**  

One way scientists learn about the world is by making observations. Observing means that you are watching someone or something and taking notice of what you see.

Visit a farm and observe the animals and the environment that they are living in. Consider each of the five domains and gather information about how the animals are experiencing their environment, food & water, health, behaviour and think about their mental wellbeing (feelings). Make notes about your observations.

Tip: Go to [kids.spcaeducation.org.nz/responsible-pet-ownership/the-five-domains](https://kids.spcaeducation.org.nz/responsible-pet-ownership/the-five-domains) if you need information about what each of the domains means.



Nutrition (Food & Water) 

Environment 

Health 

Behaviour 

Mental Wellbeing (Feelings) 



*Where Does Our Food Come From?*



Did you know that all of the food people eat comes from plants, fungi and animals, with most of it being grown on farms? Do you know where your favourite foods come from?

Look at the pictures below and match the food to where it comes from.



Draw two of your favourite foods (different from the ones above) in the boxes below and what plant or animal they come from.





# Farmed Animals Word Find



Fill in the missing words in these sentences to find out some more information about farmed animals. Find the answers in the word find on the next page.

## Words

1. Sheep like to be together in a group. This helps them to feel \_\_\_ \_\_\_ \_\_\_ if something has scared them.
2. A sheep's \_\_\_ \_\_\_ \_\_\_ is always growing. It needs to be cut so that they don't get too hot.
3. Goats do not like to get \_\_\_ \_\_\_ \_\_\_ so they need somewhere to take shelter when it rains.
4. Goats are good at \_\_\_ \_\_\_ \_\_\_ \_\_\_ and like to have things like logs and tree stumps to go on and over.
5. Pigs cannot sweat to cool down. They like to roll around in \_\_\_ \_\_\_ \_\_\_ to help them stay cool.
6. Pigs like to make a nest out of hay to \_\_\_ \_\_\_ \_\_\_ \_\_\_ in. This keeps them warm and comfortable.
7. In the wild, horses can travel very far every day so they need lots of space to \_\_\_ \_\_\_ \_\_\_ around and get enough exercise.
8. \_\_\_ \_\_\_ \_\_\_ \_\_\_ a horse helps get rid of any mud and dust that might be in their hair and keep them clean.
9. Chickens need nest boxes to lay their \_\_\_ \_\_\_ \_\_\_ in. It is a good idea to put straw in the bottom.
10. Chickens like to look for their \_\_\_ \_\_\_ \_\_\_ by pecking and scratching around on the ground.
11. Cows have very good \_\_\_ \_\_\_ \_\_\_ and can hear some things that humans cannot hear. This means they may get a fright when they hear loud noises.
12. A cow's \_\_\_ \_\_\_ \_\_\_ are on the side of their head which means they can see nearly all the way around them.



13. Cows, horses and sheep eat pasture for many hours a day.  
Pasture is \_ \_ \_ \_ \_ , clover and other small plants.

14. All of these animals need to live with other  
\_ \_ \_ \_ \_ that are the same as them to keep  
them company.



e	s	c	b	a	w	o	o	l	z
v	b	l	u	p	k	q	h	a	n
g	a	i	e	f	o	o	d	n	i
l	s	m	a	e	y	r	d	i	g
r	g	b	r	o	p	u	e	m	r
l	g	i	s	k	m	n	y	a	a
m	e	n	x	a	t	e	e	l	s
u	s	g	n	d	f	f	s	s	s
d	j	i	c	w	w	e	t	j	t
m	g	b	r	u	s	h	i	n	g



Find the words in the  
word find!








# Animal Rescue Story









Every year SPCA helps thousands of animals find their forever homes. Sadly, some of the animals have not had a happy life when they come to SPCA. When they find their forever home their life changes and they get love, care and everything they need.

Summer the goat was one of these animals. Before she came to SPCA she was very thin and had very long hooves and sores on her feet which would have been causing her pain. She wasn't being cared for properly. An SPCA inspector found her and brought her into the centre. She needed lots of care from the vets at SPCA and after 2 months she found her forever home.

Use the rest of the spaces in the storyboard to finish her story and show what Summer's life could be like at her forever home. You might need to find out more about what goats need to be happy and healthy to help you finish the story.







## How Many Legs?



Mr Rivers lives on a small farm where he has some pigs and ducks. Altogether his animals have 16 legs. He has more than one pig and more than one duck so that they will keep each other company.

How many pigs and ducks might he have? There is more than one answer.



### Optional Extra

Mrs Waters has a small farm with goats, chickens, ducks and horses. Altogether her animals have 36 legs. There is at least two of each type of animal so that they will all have a friend. She has 3 more chickens than goats.

How many of each type of animal might she have? Can you find more than one answer?





# How Much Water?



Animals always need to have fresh, clean water to drink to stay healthy. Different types of animals drink different amounts of water.

Match the animal to the amount of water they usually drink each day.



Can drink over 100L a day



Can drink up to 27L a day



Can drink up to 20L a day



Around 2L a day



Can drink up to 50L a day



Between 2L and 14L a day

Use water, jugs, buckets and large plastic tubs to explore how much these amounts of water actually are. Some of them are too much to measure but think about how many times you would need to fill up a 10L bucket and a 1L jug to make up the measurements.

Tip: Be water wise.  
Reuse the water for all of the different measurements. You could collect rainwater in buckets to use. Once you're finished, use it to water your garden or help your family clean the car.





## Email an Expert



There are lots of ways to find out information about animals. One way is to ask someone who knows a lot about animals and technology can help you to get in contact with them.

Practise using technology to find out some information about farmed animals by emailing a question to [education@spca.nz](mailto:education@spca.nz) and our expert will get back to you.



Tip: Be cyber safe and ask an adult to help you when sending emails.



## Build an Enrichment Item



Farmed animals, just like companion animals, need enrichment items in their environment to keep them busy, entertained and help them to express their normal behaviours that they enjoy.

With the help of an adult, research what types of enrichment are good for farmed animals and how to create one of these.

It could be a treat ball for sheep, a ramp or tower for a goat to climb, a large brush post for a cow to scratch up against, or maybe you will find some other ideas.

If you don't have any farmed animals, you can create a drawing of your design, or you can build your item and donate it to someone who does or to your local SPCA centre.






# How to Draw a Pig




Follow the instructions and learn how to draw a pig. Once you have learnt how to draw a pig, you could use another piece of paper to draw a pig in their home with some of the things they need to be happy and healthy.




## Instructions




1. Start by drawing a circle. This will be the start of your pig's head.




2. Draw a small oval inside the circle. Next, draw two triangles for ears, and join them to the circle.




3. Draw two ovals for eyes, two ovals for nostrils, and a curved line for a mouth




4. Start your pig's body by drawing a line and with a curve at the end, as well as a line straight down for their neck.



5. Next, draw your pig's front and back legs by bringing the lines down and back up again.



6. Finish your pig's body by drawing a curve for their belly and their other two legs.



7. Add a curly little tail and hooves to your pig. Finally, colour your pig.

Draw your pig here:

If you want to learn how to draw some other types of animals too, check out [kids.spaeducation.org.nz/get-involved/fun-stuff/how-to-draw-animals](https://kids.spaeducation.org.nz/get-involved/fun-stuff/how-to-draw-animals)





## Create a Farm



Choose a type of farmed animal (or more than one type of farmed animal) and make a 3D art piece of a home for those animals to live in.

Think about what would need to be in their home so that the animals would be happy and healthy living there.

Think about what they would eat and drink, where they would sleep, where they could go if it was a hot sunny day or a cold rainy day, what they would do for fun and what would make them feel safe.

Get creative with what you use to make your farm. You could use playdough or clay, recycled materials (like a shoebox, piece of cardboard and clean yoghurt pots), natural items (like sticks and leaves) or a mix of these.

Tip:  
[kids.spcaeducation.org.nz/animal-care](https://kids.spcaeducation.org.nz/animal-care) has lots of information about what different animals need.




## Animal Friends



Some animals are happy having company from humans, some animals need company from others of their kind and some animals like to live alone. Most species of farmed animals need the company of others of their kind to feel safe and happy.

How do you think these animals would feel if they lived alone? What do you think they like to do with the other animals?

Choose a type of farmed animal. Write a story on the next page about what their day would be like if they were living alone. Then write another story about what their day would be like if they were living with other animals of their kind.





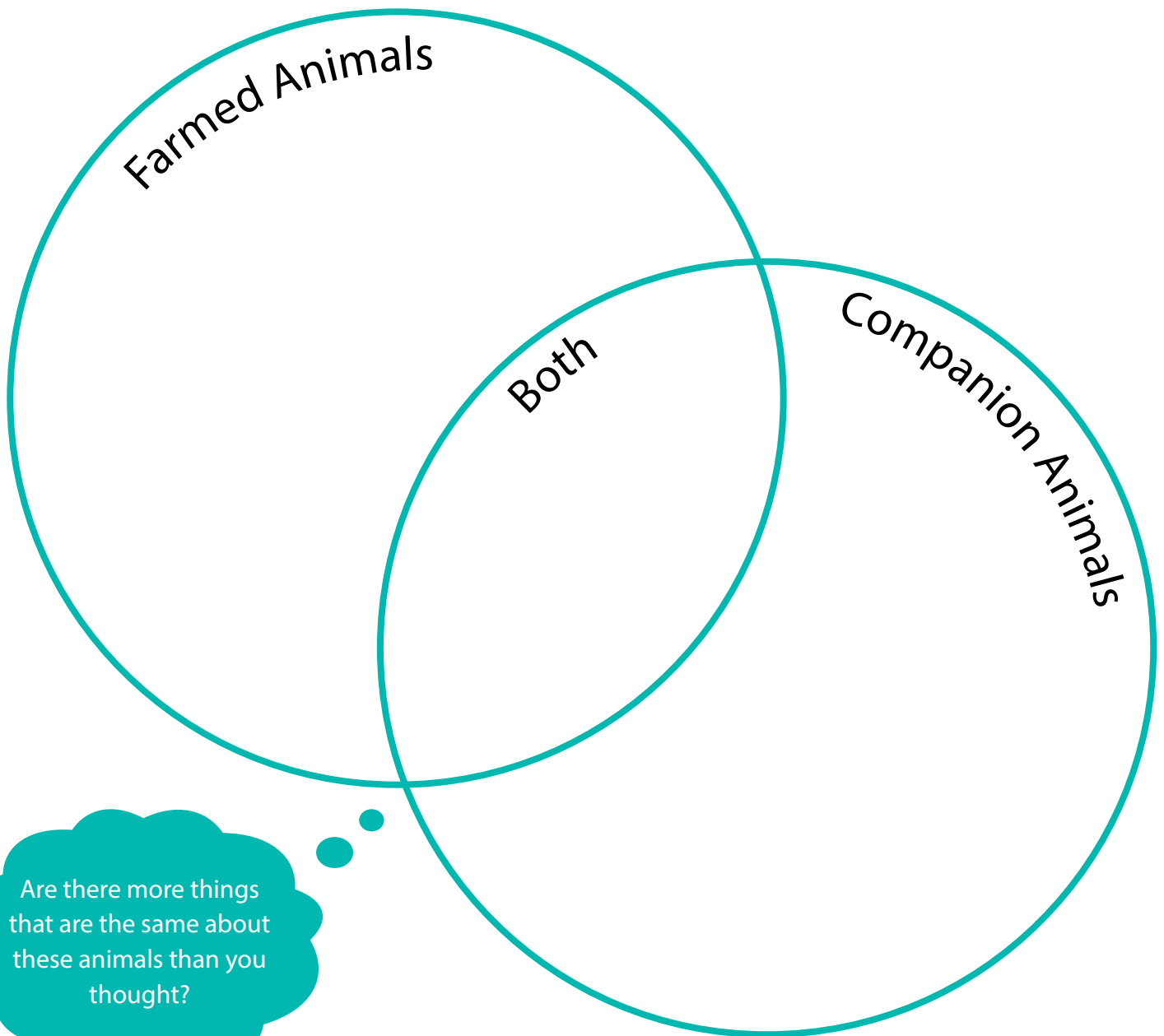


# Same or Different?



Many people share their homes with companion animals, such as dogs, cats, rabbits and guinea pigs. There are lots of farmed animals, such as cows, sheep, pigs and chickens, who are also looked after by people. These animals can make great companions too.

What is the same about companion animals and farmed animals? What is different about companion animals and farmed animals? Fill in the Venn diagram with your ideas.



Are there more things that are the same about these animals than you thought?





# Activities Checklist



Farm Animals	Completed
Farm Visit	
Where Does Our Food Come From?	
Farmed Animals Word Find	
Animal Rescue Story	
How Much Water?	
How Many Legs?	
Email an Expert	
Build an Enrichment Item	
How to Draw a Pig	
Create a Farm	
Animal Friends	
Same or Different?	

**Reminder:**  
Have you checked off at least seven activities?



Send a copy of this page, along with photos of your two favourite activities, to [education@spca.nz](mailto:education@spca.nz).

By sending in your photos you are agreeing for SPCA New Zealand to share your work on the SPCA Kids' Portal and within SPCA social media postings. If you do not want your photos to be shared, please tell us in your email when you send them in.



**Answers**

**Where Does Our Food Come From?**



**How Many Legs?**

Your answers could be:

2 pigs and 4 ducks

3 pigs and 2 ducks

Extra optional challenge:

5 chickens, 5 ducks, 2 goats, 2 horses

6 chickens, 2 ducks, 3 goats, 2 horses

5 chickens, 3 ducks, 2 goats, 3 horses

**How Much Water?**

Cows - Can drink over 100L a day.

Sheep - Between 2L and 14L a day.

Goats - Can drink up to 27L a day.

Horses - Can drink up to 50L a day.

Pigs - Can drink up to 20L a day.

Adult Human – Around 2L a day



## Farmed Animals Word Find

1. safe
2. wool
3. wet
4. climbing
5. mud
6. sleep
7. run
8. brushing
9. eggs
10. food
11. ears
12. eyes
13. grass
14. animals





# More Ways To Be Involved



We hope you enjoyed working through this booklet! Are you looking for more ways you can learn about animals and be involved with SPCA now that you have finished the booklet?

## The SPCA Kids' Portal

- > The [SPCA Kids' Portal](#) has [puzzles](#) (and [these puzzles](#) and [even more puzzles](#)) [colouring pages](#), [origami](#), [drawing instructions](#), [a place to share your work](#) and lots of quizzes.
- > Check out the [SPCA Kind Matters Kids' Newsletter](#). Kind Matters comes out every term and had loads of information about all sorts of animals, instructions for craft activities, competitions, puzzles and more. Ask an adult to help you subscribe to this with an email address.



## Donate for the Animals

- > Make enrichment items for your local SPCA Centre. When animals come to SPCA Centres we love to be able to give them enrichment items to play with to keep them busy.
- > Take part in SPCA Cupcake Day. SPCA Cupcake Day happens once a year and is a fun and tasty way you can help raise funds for SPCA to help us care for the animals.


## Connect Online

- > Ask your families and teachers to keep up to date with SPCA's Education Programme for kids by joining the [SPCA NZ Education Community group](#) on Facebook.
- > Let your teachers know about the SPCA Teachers' Portal.



## Become an Animal Guardian

- > Some animals need extra care before they are ready for adoption so families volunteer to care for these animals for a short amount of time. This is called fostering. SPCA will give you everything you need to care for the animal(s) you are looking after.
- > If your family has decided to get an animal, consider adopting one from SPCA. When you adopt an animal from SPCA you are giving them a second chance at a happy, healthy life. The staff at SPCA will help to match your family with the right animal for them and can give you lots of advice about training, feeding and behaviour.





If you need any more space to do any of the activities use the following pages.







